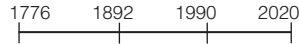


## Using a Timeline


**Cross-Curricular Focus: History/Social Sciences**



A timeline is a tool that we can use to help us understand history. It can tell us what happened at different times. It can tell us how much time there was between two events. It can give us a picture of dates in our minds. That helps us see how they all fit together.

Timelines aren't only for old events. People still use them today. They help us keep track of important dates in our lives. You can even make a timeline for yourself.

A timeline looks a lot like a number line when you begin. Draw a straight line across the page. Make little marks for the important events in your life. Your timeline might begin with your birth. Include things like the first time you walked, and when you started school. It might show the year that you were in each grade. The year goes on one side of each mark. The event goes on the other side. Here is a sample timeline:



Name: \_\_\_\_\_

**Answer the following questions based on the reading passage. Don't forget to go back to the passage whenever necessary to find or confirm your answers.**

1) What is a timeline?

---



---

2) Why do people use timelines?

---



---

3) What kind of events should be on your timeline?

---



---

4) What is on a timeline besides the events?

---



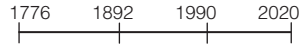
---

5) Make a timeline that shows three events from your own life.

---

## Using a Timeline


Cross-Curricular Focus: History/Social Sciences



A timeline is a tool that we can use to help us understand history. It can tell us what happened at different times. It can tell us how much time there was between two events. It can give us a picture of dates in our minds. That helps us see how they all fit together.

Timelines aren't only for old events. People still use them today. They help us keep track of important dates in our lives. You can even make a timeline for yourself.

A timeline looks a lot like a number line when you begin. Draw a straight line across the page. Make little marks for the important events in your life. Your timeline might begin with your birth. Include things like the first time you walked, and when you started school. It might show the year that you were in each grade. The year goes on one side of each mark. The event goes on the other side. Here is a sample timeline:



Name: **KEY**

Answer the following questions based on the reading passage. Don't forget to go back to the passage whenever necessary to find or confirm your answers.

**Actual answers may vary.**

1) What is a timeline?

**a tool to help us understand history**

2) Why do people use timelines?

**to help them keep track of important dates in their lives**

3) What kind of events should be on your timeline?

**my birth, the first time I walked, when I started school**

4) What is on a timeline besides the events?

**the date of the event**

5) Make a timeline that shows three events from your own life.

